

## Explorer Series

Model: EP30CF / 32CF

All Weather Outdoor Multi-tech Smart Reader

Quick Start Guide  
Version 1.0

www.armatura.us

The EP3XCF series reader is one of the most compact biometric (fingerprint) + Card readers available that supports fingerprint and over 100 RFID card types and both NFC and Bluetooth Low Energy credentials. Installs on Flush Mount.

### Parts Included

Make sure your box contains everything listed. If any pieces are missing, contact your dealer. Please save the original box and packing materials if you ever need to ship your device.

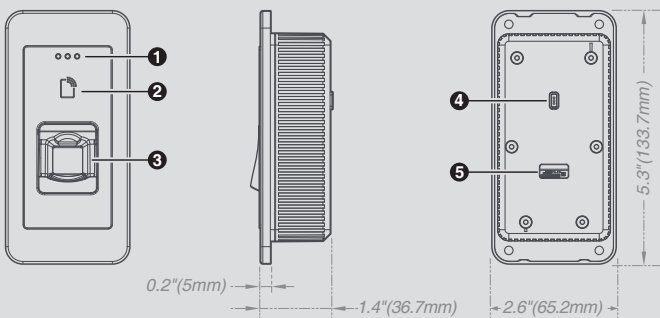
- ▶ Explorer Series - EP30CF/32CF Reader (1pc)
- ▶ Quick Start Guide (1pc) and Mounting Template (1pc)
- ▶ Screwdriver (1pc)
- ▶ Flat-head phillips screws (4pcs) and Anchors (4pcs) – for mounting directly to a wall (no junction box)
- ▶ H0.9 Hex Wrench (1pc)
- ▶ Inner-hexagon screw (4pcs) – for fixing the panel to the reader

### Recommended Parts(not supplied)

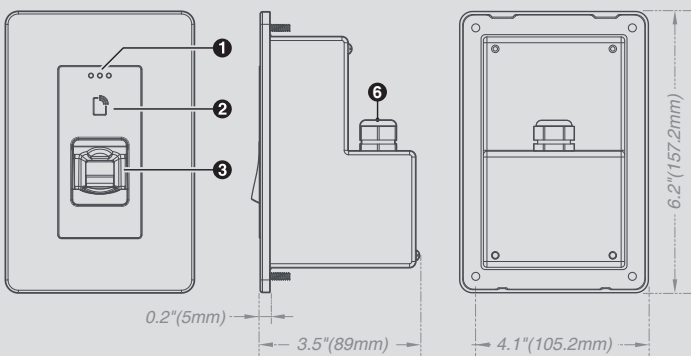
- ▶ Cable  
4 conductor Twisted Pair Over-All Shield and UL approved, Belden 3107A or equivalent (OSDP)
- ▶ Certified LPS DC power supply
- ▶ Metal or plastic junction box
- ▶ Drill with various bits for mounting hardware
- ▶ Mounting hardware

## 1 Product Overview

### EP30CF



### EP32CF



- 1 LED Indicator
- 2 Card Reading Area
- 3 Fingerprint Reader
- 4 Speaker
- 5 Terminal Block
- 6 Waterproof Rubber Ring

## 2 Reader Connection

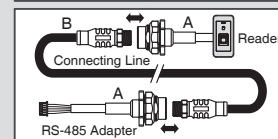
The EP3XCF series can communicate with the control panel via RS-485 (OSDP).

### Pigtail version

Pigtail	Description
Red	+9~24V DC
Black	Ground
Red/Green	RS-485 A
Brown	RS-485 B
Bare	/
Green	/
White	/
Orange	/
Pink	/
Yellow	/
Violet	/

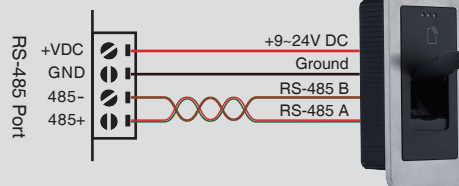
### Adapter version

Pigtail	Description
Black	RS-485 A
Blue	RS-485 B
Grey	GND
White	VIN
Brown	GND

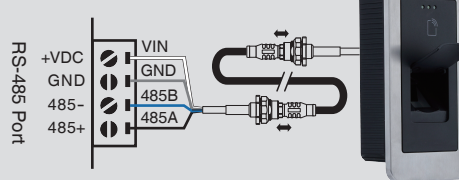


### Connection via RS-485 (OSDP)

#### Pigtail version wiring:



#### Adapter version wiring:



## 3 Using And Testing The Reader



Power the reader on, the reader will beep and the LED's will flash.



Present the virtual card face-on to the reader until you hear a "beep". Reader is now working correctly.



## 5 Frequency Bands And Maximum Output Power

Frequency bands	Maximum output power
2402MHz - 2480MHz	7.08dBm
125kHz	-24.83dBuA/m@10m
13.56MHz	4.21dBuA/m@10m

## 6 Certificate Information



"Hereby, Armatura LLC declares that this Product is in compliance with the essential requirements and other relevant provisions of Directive 2014/53/EU.

This device complies with Part 15 of the FCC Rules.

Operation is subject to the following two conditions:

(1) This device may not cause harmful interference, and (2) This device must accept any interference received, including interference that may cause undesired operation.

**Warning:** Changes or modifications to this unit not expressly approved by the party responsible for compliance could void the user's authority to operate the equipment.

**Note:** This equipment has been tested and found to comply with the limits for a Class B digital device, pursuant to Part 15 of the FCC Rules. These limits are designed to provide reasonable protection against harmful interference in a residential installation. This equipment generates, uses and can radiate radio frequency energy and, if not installed and used in accordance with

the instructions, may cause harmful interference to radio communications. However, there is no guarantee that interference will not occur in a particular installation. If this equipment does cause harmful interference to radio or television reception, which can be determined by turning the equipment off and on, the user is encouraged to try to correct the interference by one or more of the following measures:

- Reorient or relocate the receiving antenna.
- Increase the separation between the equipment and receiver.
- Connect the equipment into an outlet on a circuit different from that to which the receiver is connected.

"This equipment complies with FCC RF radiation exposure limits set forth for an uncontrolled environment.

This equipment should be installed and operated with a minimum distance of 7.87 inches (20cm) between the radiator and your body.

This transmitter must not be co-located or operating in conjunction with any other antenna or transmitter."