

Vanguard Series Smart Reader

Model: VG10CKQ

Quick Start Guide
Version 1.0

www.armatura.us

The Vanguard series stands out as one of the most compact multi-frequency RFID readers currently on the market. It boasts compatibility with over 100 RFID card types, along with the ability to recognize QR codes, and supports both NFC and Bluetooth Low Energy credentials. Furthermore, it offers Bluetooth support for Armatura ID/Armatura Connect and ACMS systems.

Parts Included

Make sure your box contains everything listed. If any pieces are missing, contact your dealer. Please save the original box and packing materials if you ever need to ship your device.

- ▶ VG10CKQ Reader (1pc)
- ▶ Quick Start Guide (1pc) and Mounting Template (1pc)
- ▶ Mounting Plate (1pc)
- ▶ Screwdriver (1pc)
- ▶ Grub screw/Countersunk KA3.6 x 1.57 inches (40mm) self – tapping screws (4pcs) and Anchors (4pcs) – for mounting directly to a wall (no junction box)
- ▶ Torx screw TM3 x 0.24 inches (6mm) (1pc) – for fixing the reader to the mounting plate

Recommended Parts(not supplied)

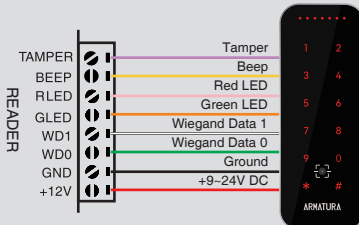
- ▶ Cable
5-10 conductor (Wiegand)
4 conductor Twisted Pair Over-All Shield and UL approved, Belden 3107A or equivalent (OSDP)
- ▶ Certified LPS DC power supply
- ▶ Metal or plastic junction box
- ▶ Drill with various bits for mounting hardware
- ▶ Mounting hardware

3 Reader Connection

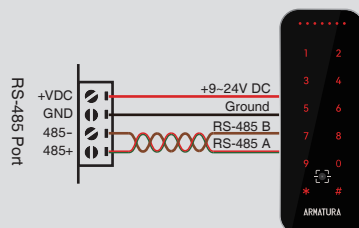
The Vanguard Series Reader communicates with the control panel using either RS-485 (OSDP) or Wiegand.

Pigtail	Description
Red	+9 -24V DC
Black	Ground
Red/Green	RS-485 A
Brown	RS-485 B
Bare	Drain
Green	Wiegand Data 0
White	Wiegand Data 1
Orange	Green LED Input
Pink	Red LED Input
Yellow	Beep Input
Violet	Tamper

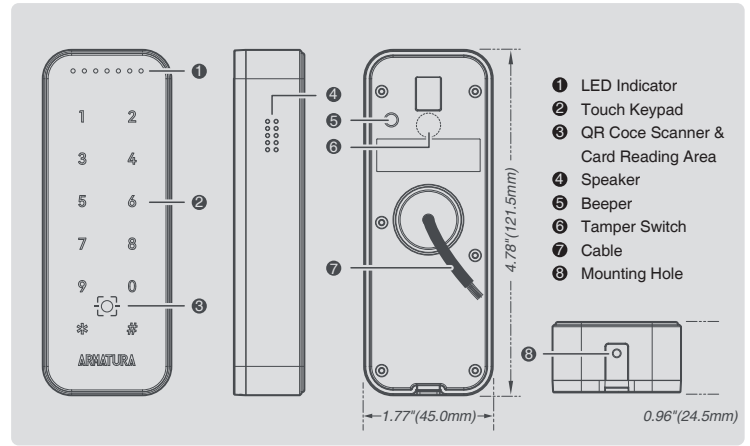
1. Connection via Wiegand.



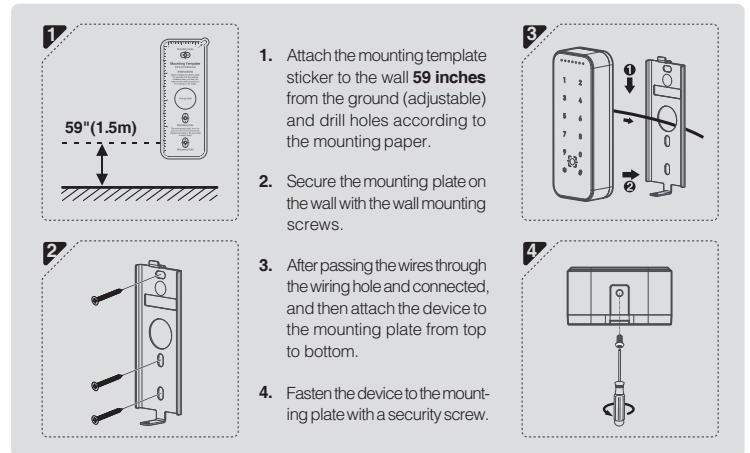
2. Connection via RS-485 (OSDP).



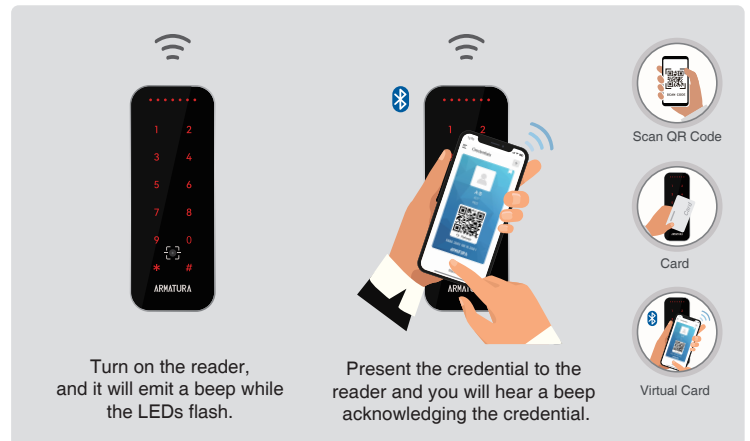
1 Product Overview



2 Installing The Reader On The Wall



4 Using And Testing The Reader




5 Frequency Bands And Maximum Output Power

Frequency bands	Maximum output power
2402MHz - 2480MHz	6.59dBm
125kHz	3.8dBuA/m@10m
13.56MHz	-22.20dBuA/m@10m

6 Certificate Information



7 Vanguard Series Dimensions



Specifications

Internal Number	VG10CKQ	
Operating Frequency / Standards	125 kHz 13.56 MHz: ISO14443 types A & B, ISO15693 2.4 GHz Bluetooth®	
Functions	RFID, Bluetooth® and QR code	
Keypad	Touch Keypad	
QR Code Scanner	Supported	
QR Code Scanning Pattern	Area image (640*480 pixel array)	
QR Code Scan Angle	Horizontal: 68°/ Vertical: 51°	
QR Code Capability	<p>One-Dimensional Code: Code 128, Code 39, Codabar, Interleaved 2 of 5, ITF-6, ITF-14, ISBN, Code 93, UCC/EAN-128, GS1 Databar, Matrix 2 of 5, Code 11, Industrial 2 of 5, Standard 2 of 5, Plessey, MSI-Plessey</p> <p>Two-Deimensional Code: QR Code, Micro QR</p>	
QR Code Scanning Performance	<p>Narrow Width</p> <p>9mil (QR)</p> <p>15mil (QR)</p> <p>20mil (QR)</p> <p>6mil (Code128)</p> <p>9mil (Code128)</p> <p>15mil (Code128)</p> <p>20mil (Code128)</p>	<p>Depth of Field</p> <p>1.5" - 2.5" (40mm - 65mm)</p> <p>0.3" - 4.3" (10mm - 110mm)</p> <p>0.5" - 4.5" (15mm - 115mm)</p> <p>1.7" - 3.7" (45mm - 95mm)</p> <p>0.9" - 5.1" (25mm - 130mm)</p> <p>0.9" - 6.1" (25mm - 155mm)</p> <p>1.7" - 5.5" (45mm - 140mm)</p>
Power Requirement / Power Supply	9 VDC to 24 VDC	
Operating Temperature	-4°F - 122°F / -20°C to 50°C	
Dimensions	4.78" W x 1.77" H x 0.96" D (121.5 x 45 x 24.5mm)	

8 FCC + CE

"Hereby, Armatura LLC declares that this Product is in compliance with the essential requirements and other relevant provisions of Directive 2014/53/EU. The full text of the EU declaration of conformity is available at the following internet address: <https://armatura.us/product>

This device complies with Part 15 of the FCC Rules. Operation is subject to the following two conditions:

(1) This device may not cause harmful interference, and (2) This device must accept any interference received, including interference that may cause undesired operation.

Warning: Changes or modifications to this unit not expressly approved by the party responsible for compliance could void the user's authority to operate the equipment.

Note: This equipment has been tested and found to comply with the limits for a Class B digital device, pursuant to Part 15 of the FCC Rules. These limits are designed to provide reasonable protection against harmful interference in a residential installation. This equipment generates, uses and can radiate radio frequency energy and, if not installed and used in accordance with

the instructions, may cause harmful interference to radio communications. However, there is no guarantee that interference will not occur in a particular installation. If this equipment does cause harmful interference to radio or television reception, which can be determined by turning the equipment off and on, the user is encouraged to try to correct the interference by one or more of the following measures:

- Reorient or relocate the receiving antenna.
- Increase the separation between the equipment and receiver.
- Connect the equipment into an outlet on a circuit different from that to which the receiver is connected.
- Consult the dealer or an experienced radio/TV technician for help.

"This equipment complies with FCC RF radiation exposure limits set forth for an uncontrolled environment.

This equipment should be installed and operated with a minimum distance of 7.87 inches (20cm) between the radiator and your body.

This transmitter must not be co-located or operating in conjunction with any other antenna or transmitter."