


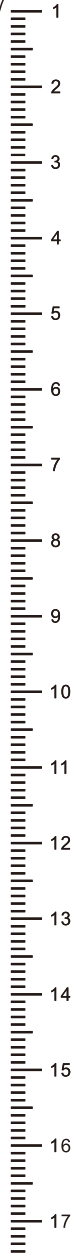


Mounting Positioning Sticker (Only for your reference)

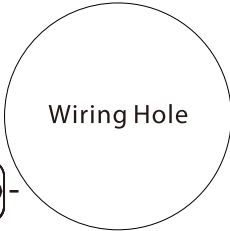
Instruction on using Mounting Positioning Sticker:
Before fastening the device, please stick this Mounting Positioning Sticker onto where you want to install the device, and then drill holes and lay cables according to the symbols on the sticker.

Base line

 1.5m recommended height from the ground for face terminal, it can be adjusted according to the staff height.



Fixing Hole Fixing Hole Fixing Hole



Fixing Hole

Fixing Hole



Fixing Hole



Fixing Hole



Fixing Hole